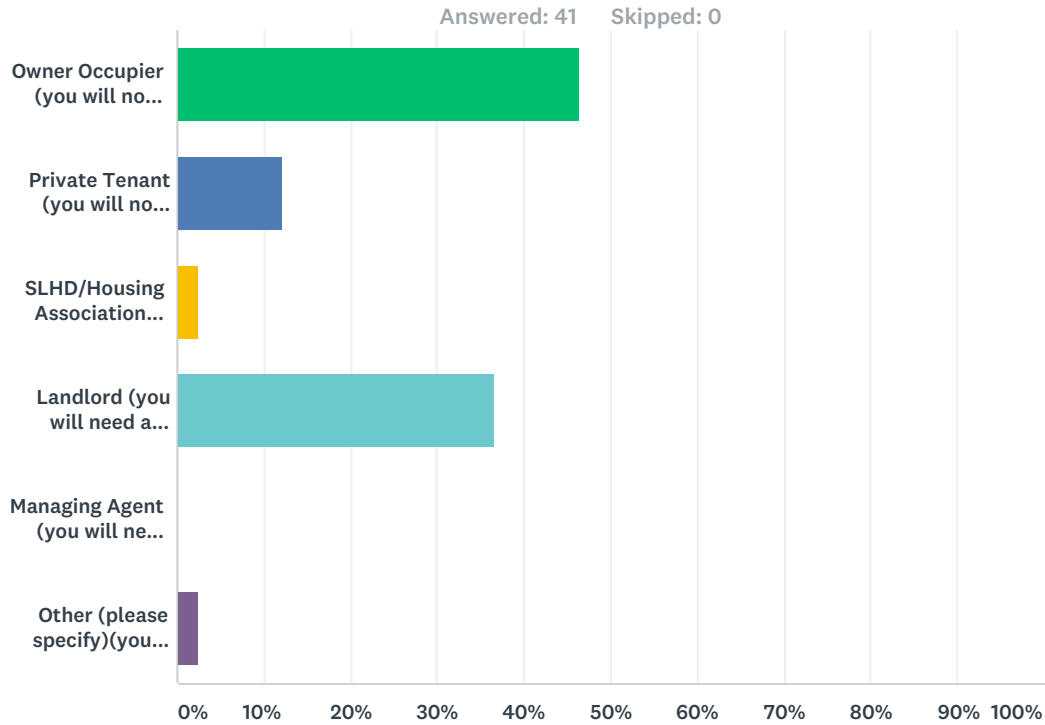


Q1 In the area designated for Selective Licensing, are you:



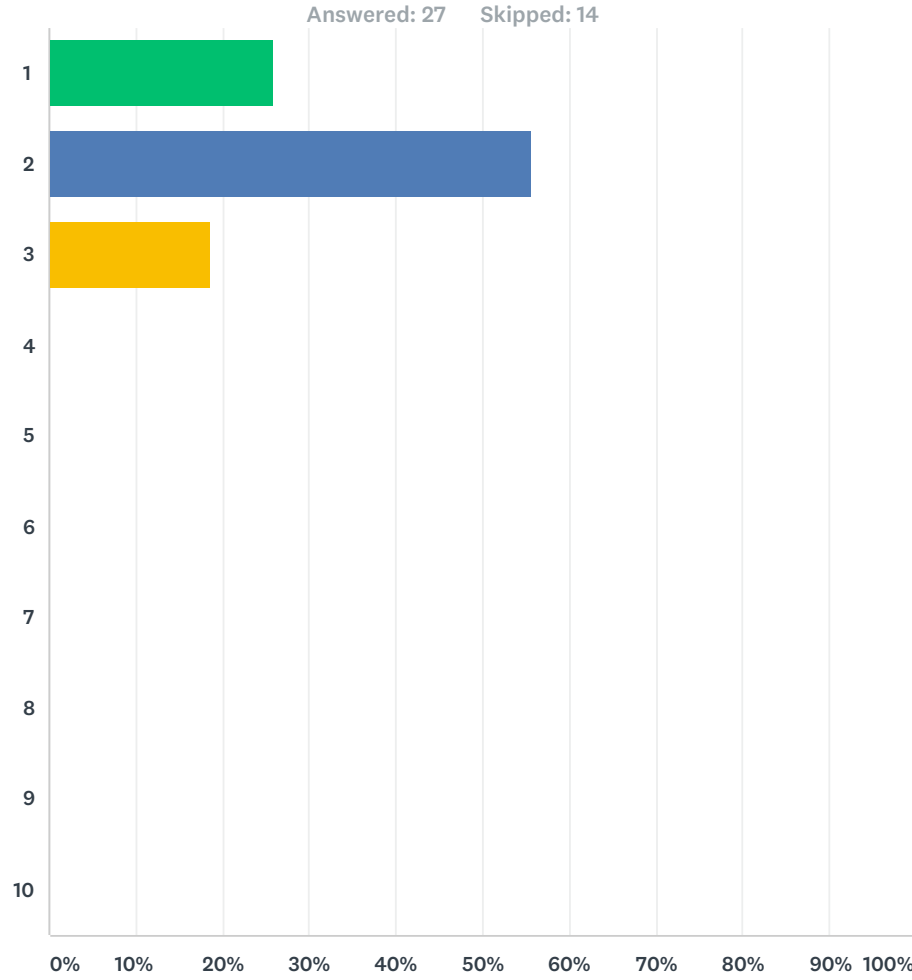
| Answer Choices | Responses | |
|--|-----------|-----------|
| Owner Occupier (you will not need a licence, please go to Q2) | 46.34% | 19 |
| Private Tenant (you will not need a licence, please go to Q2) | 12.20% | 5 |
| SLHD/Housing Association Tenant (you will not need a licence, please go to Q2) | 2.44% | 1 |
| Landlord (you will need a licence, please go to Q6) | 36.59% | 15 |
| Managing Agent (you will need a licence, please go to Q6) | 0.00% | 0 |
| Other (please specify)(you may need a licence, please go to Q6) | 2.44% | 1 |
| TOTAL | | 41 |

Q2 Owner Occupier/Tenant

Answered: 24 Skipped: 17

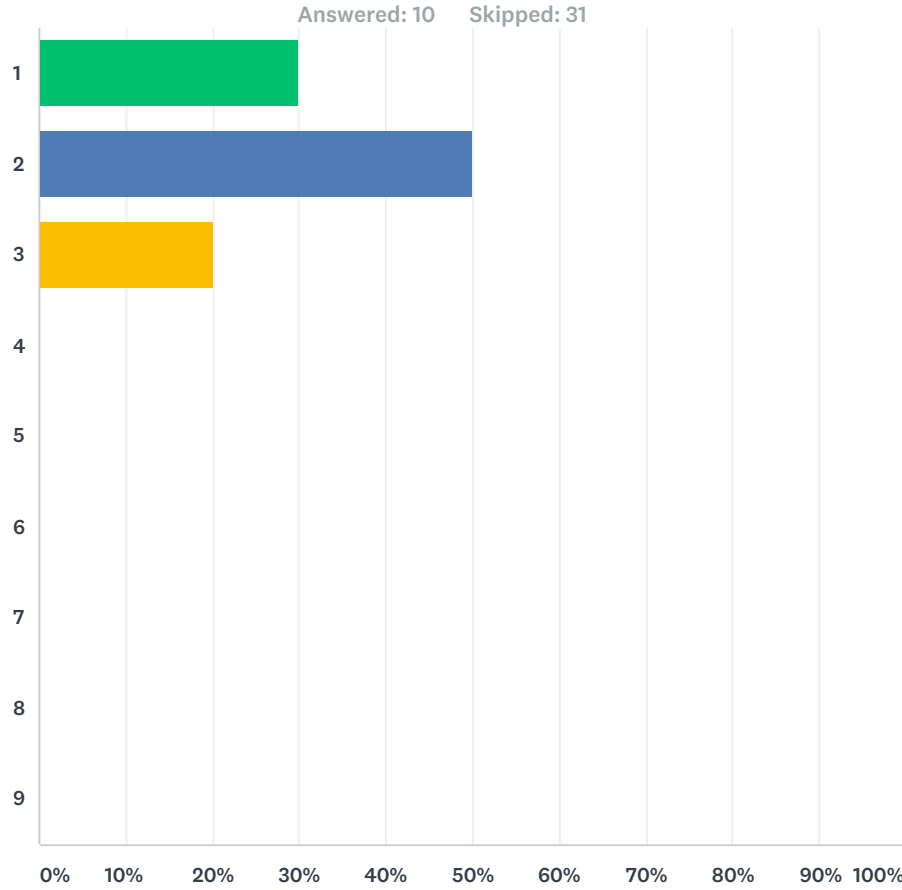
| Answer Choices | Responses | |
|-------------------|-----------|----|
| Name | 95.83% | 23 |
| Company | 0.00% | 0 |
| House flat/number | 95.83% | 23 |
| Address 2 | 0.00% | 0 |
| City/Town | 0.00% | 0 |
| State/Province | 0.00% | 0 |
| Postal Code | 100.00% | 24 |
| Country | 0.00% | 0 |
| Email Address | 87.50% | 21 |
| Phone Number | 0.00% | 0 |

Q3 How many adults live at the property?



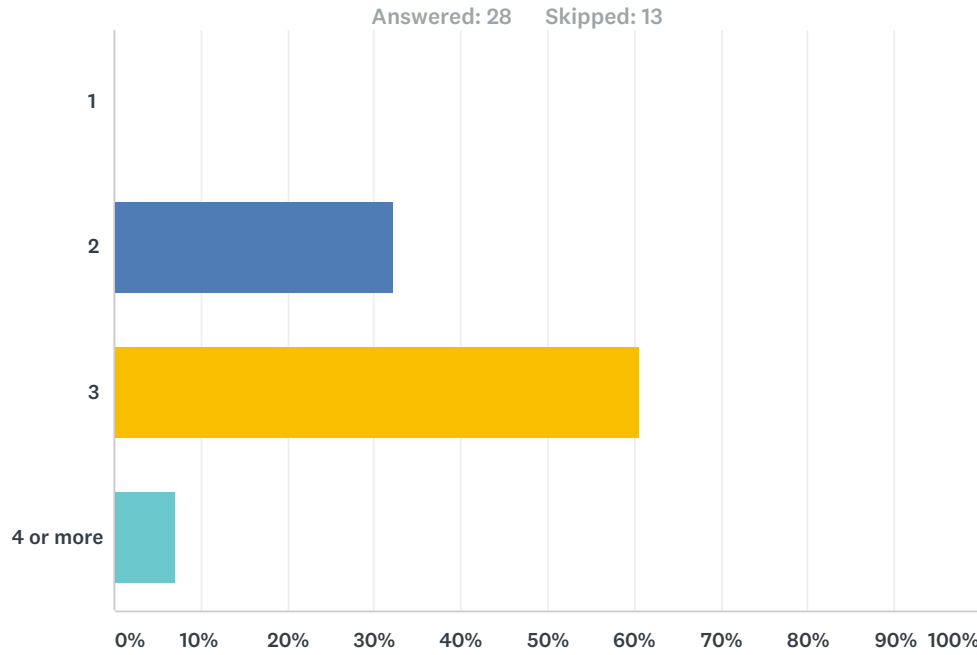
| Answer Choices | Responses |
|----------------|-----------|
| 1 | 25.93% 7 |
| 2 | 55.56% 15 |
| 3 | 18.52% 5 |
| 4 | 0.00% 0 |
| 5 | 0.00% 0 |
| 6 | 0.00% 0 |
| 7 | 0.00% 0 |
| 8 | 0.00% 0 |
| 9 | 0.00% 0 |
| 10 | 0.00% 0 |
| TOTAL | 27 |

Q4 How many children live at the property?



| Answer Choices | Responses | |
|----------------|-----------|-----------|
| 1 | 30.00% | 3 |
| 2 | 50.00% | 5 |
| 3 | 20.00% | 2 |
| 4 | 0.00% | 0 |
| 5 | 0.00% | 0 |
| 6 | 0.00% | 0 |
| 7 | 0.00% | 0 |
| 8 | 0.00% | 0 |
| 9 | 0.00% | 0 |
| TOTAL | | 10 |

Q5 How many bedrooms are in the property?



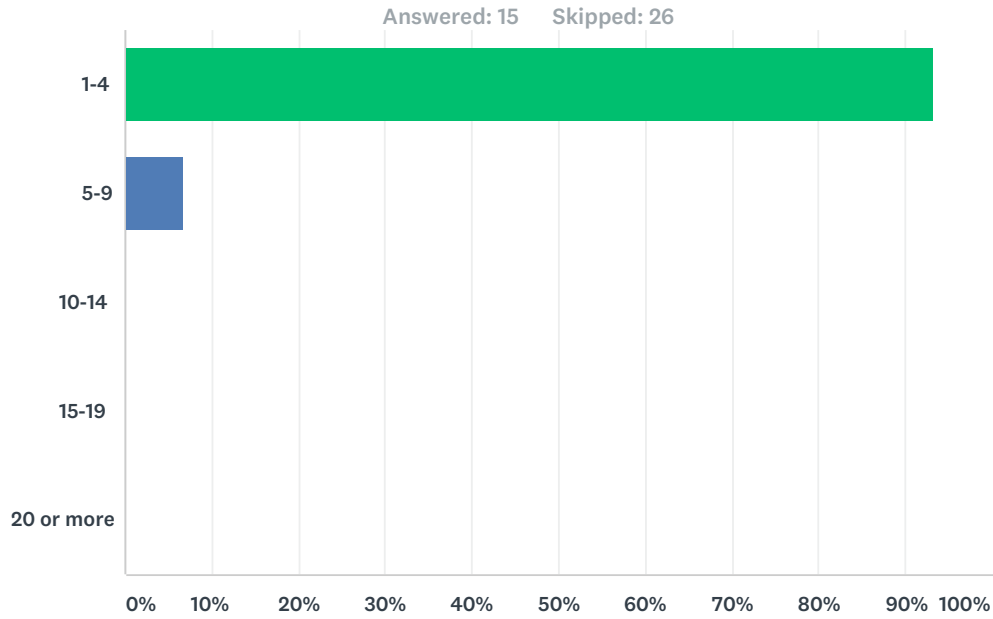
| Answer Choices | Responses | Count |
|----------------|-----------|-----------|
| 1 | 0.00% | 0 |
| 2 | 32.14% | 9 |
| 3 | 60.71% | 17 |
| 4 or more | 7.14% | 2 |
| TOTAL | | 28 |

Q6 Landlord/Managing Agent/Other

Answered: 15 Skipped: 26

| Answer Choices | Responses | |
|------------------------------|-----------|----|
| Full name | 93.33% | 14 |
| Business/Correspondence name | 26.67% | 4 |
| Address | 93.33% | 14 |
| Address 2 | 60.00% | 9 |
| City/Town | 93.33% | 14 |
| State/Province | 0.00% | 0 |
| Postcode | 86.67% | 13 |
| Country | 53.33% | 8 |
| Email Address | 86.67% | 13 |
| Phone Number | 80.00% | 12 |

Q7 How many properties do you own/manage in Edlington?

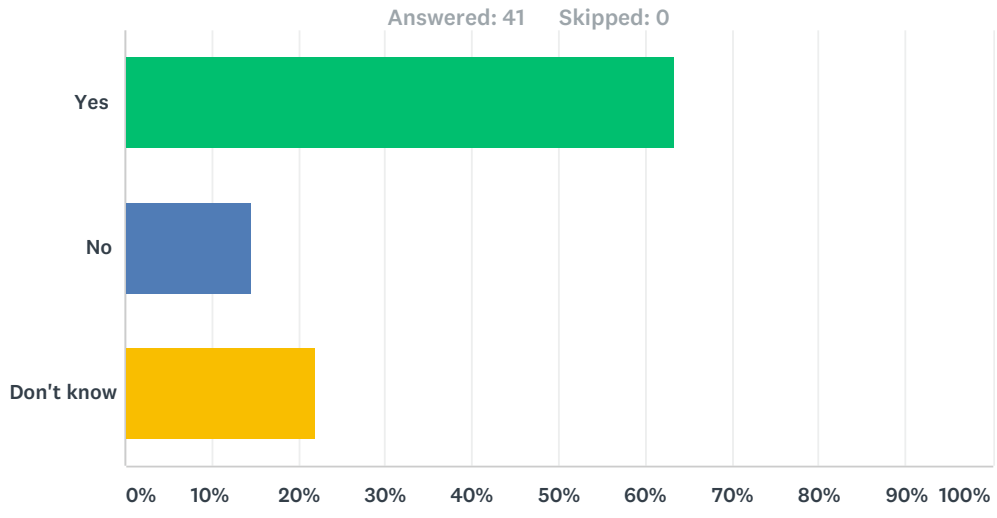


| Answer Choices | Responses | |
|----------------|-----------|-----------|
| 1-4 | 93.33% | 14 |
| 5-9 | 6.67% | 1 |
| 10-14 | 0.00% | 0 |
| 15-19 | 0.00% | 0 |
| 20 or more | 0.00% | 0 |
| TOTAL | | 15 |

Q8 Please list all of your property addresses in Edlington:

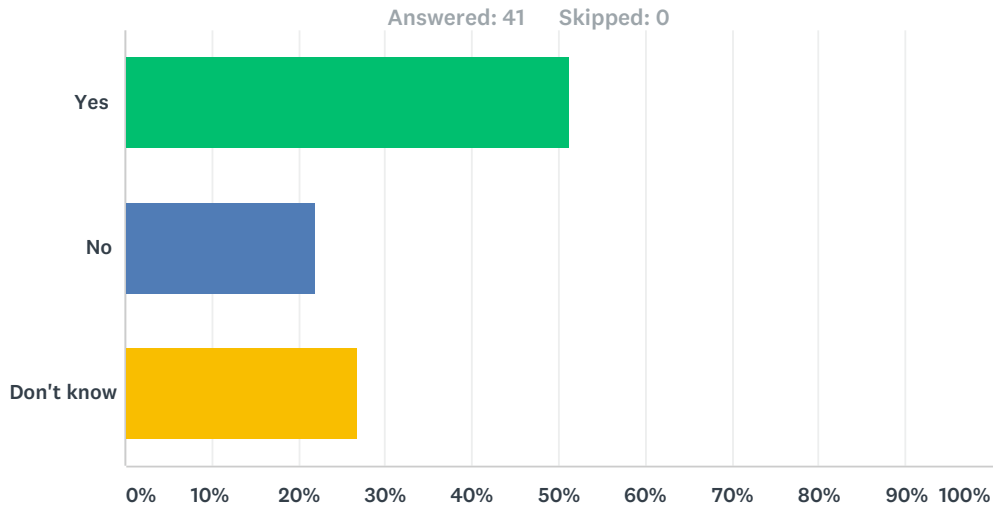
Answered: 15 Skipped: 26

Q9 Do you think that there is a high turnover of private tenants in your area?



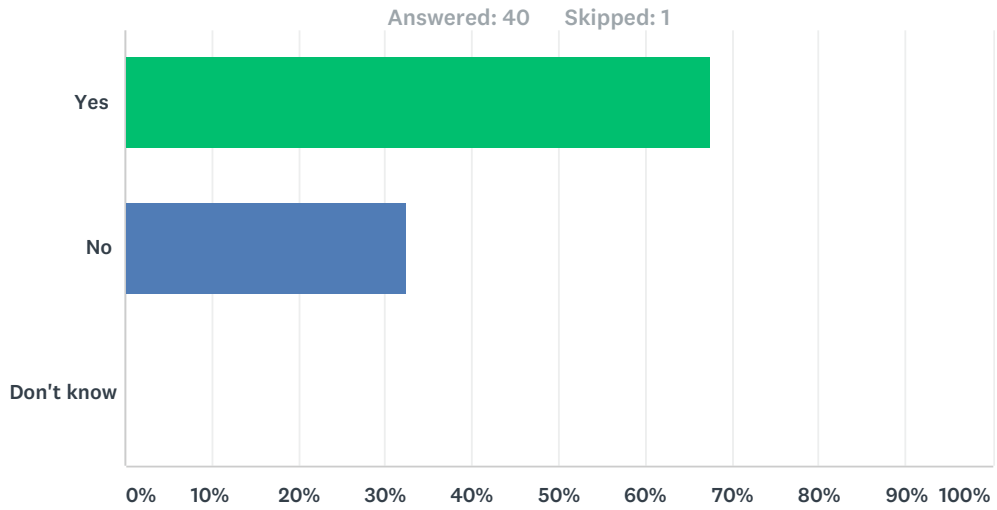
| Answer Choices | Responses | |
|----------------|-----------|-----------|
| Yes | 63.41% | 26 |
| No | 14.63% | 6 |
| Don't know | 21.95% | 9 |
| TOTAL | | 41 |

Q10 Are you aware of owner occupiers moving out of the area as a result of the problems outlined in the consultation document?



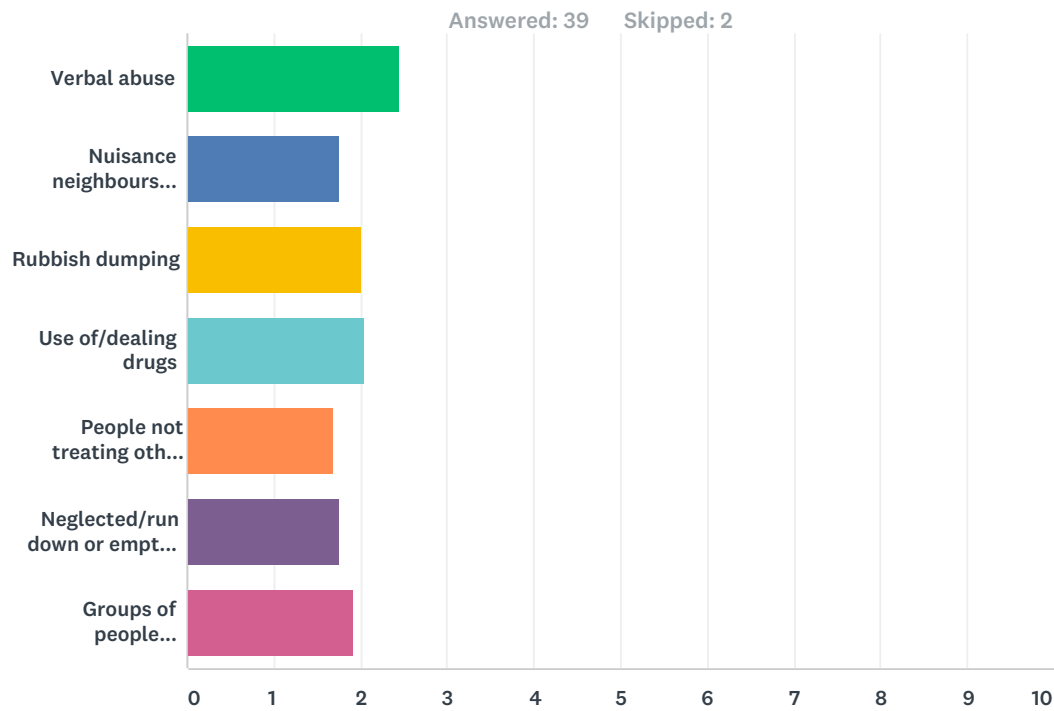
| Answer Choices | Responses |
|----------------|-----------|
| Yes | 51.22% 21 |
| No | 21.95% 9 |
| Don't know | 26.83% 11 |
| TOTAL | 41 |

Q11 Have you had any problems with privately rented properties or tenants in your area?



| Answer Choices | Responses |
|----------------|-----------|
| Yes | 67.50% 27 |
| No | 32.50% 13 |
| Don't know | 0.00% 0 |
| TOTAL | 40 |

Q12 Thinking about your local area, how much of a problem are the following:



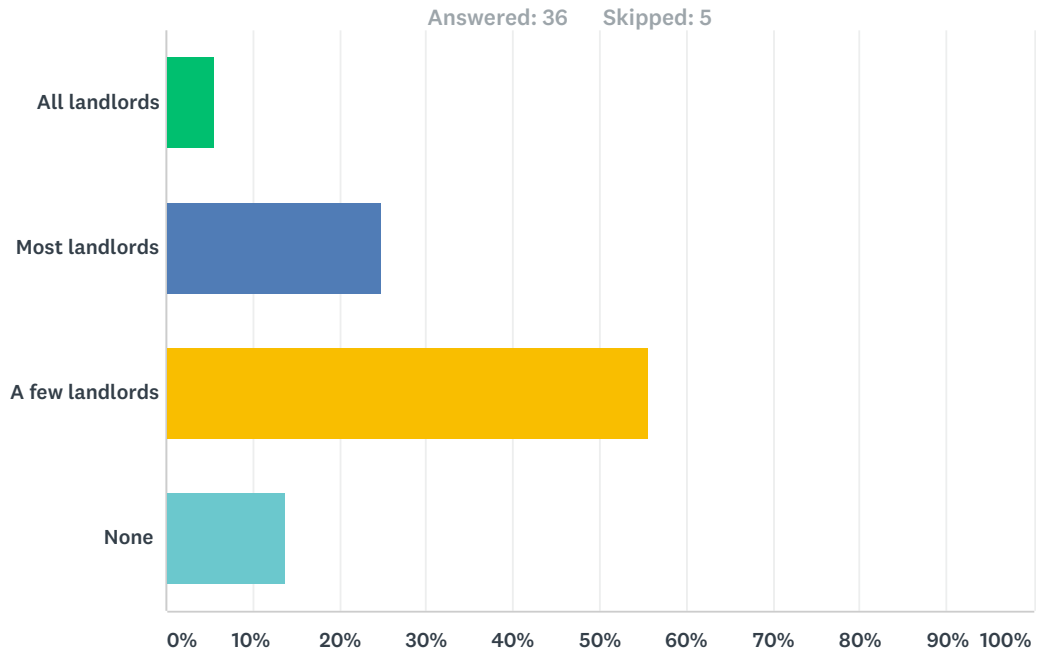
| | A major problem | A problem | A minor problem | Not a problem | Total | Weighted Average |
|--|-----------------|-------------|-----------------|---------------|-------|------------------|
| Verbal abuse | 22.73% 5 | 22.73% 5 | 40.91% 9 | 13.64% 3 | 22 | 2.45 |
| Nuisance neighbours (including noise, intimidation and harassment) | 45.00% 9 | 35.00% 7 | 20.00% 4 | 0.00% 0 | 20 | 1.75 |
| Rubbish dumping | 42.11% 8 | 36.84% 7 | 0.00% 0 | 21.05% 4 | 19 | 2.00 |
| Use of/dealing drugs | 44.44% 8 | 22.22% 4 | 16.67% 3 | 16.67% 3 | 18 | 2.06 |
| People not treating others with respect and consideration | 53.85% 7 | 30.77% 4 | 7.69% 1 | 7.69% 1 | 13 | 1.69 |
| Neglected/run down or empty properties | 62.50% 10 | 18.75% 3 | 0.00% 0 | 18.75% 3 | 16 | 1.75 |
| Groups of people congregating/intimidating behaviour | 60.00% 9 | 13.33% 2 | 0.00% 0 | 26.67% 4 | 15 | 1.93 |

Q13 Please list and rank any other problems you may have

Answered: 26 Skipped: 15

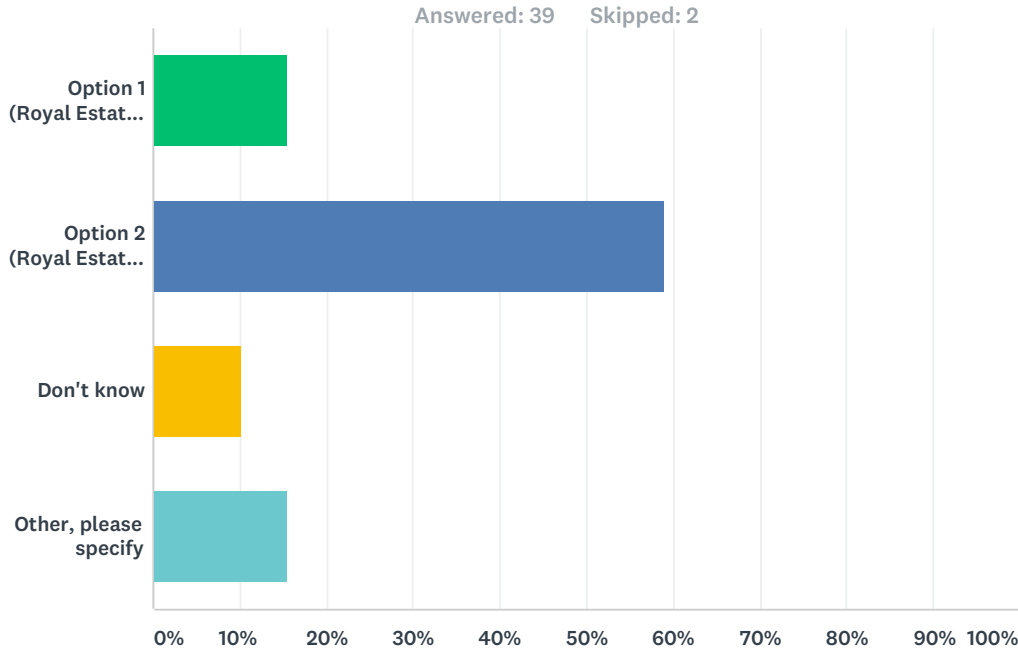
| Answer Choices | Responses | |
|-----------------|-----------|----|
| A major problem | 96.15% | 25 |
| A major problem | 15.38% | 4 |
| A problem | 57.69% | 15 |
| A problem | 15.38% | 4 |
| A minor problem | 38.46% | 10 |
| A minor problem | 7.69% | 2 |

Q14 How many landlords in your area would you say are 'good responsible landlords'?



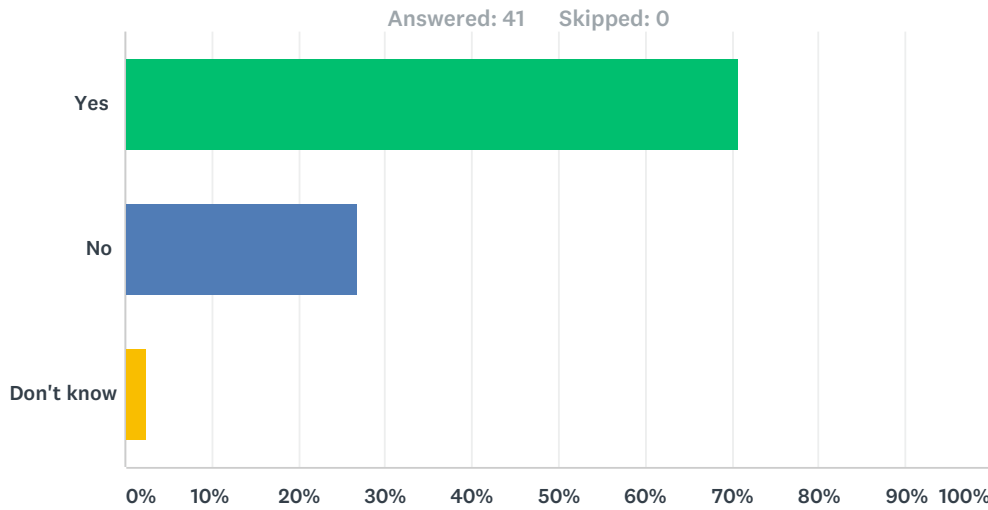
| Answer Choices | Responses |
|-----------------|-----------|
| All landlords | 5.56% 2 |
| Most landlords | 25.00% 9 |
| A few landlords | 55.56% 20 |
| None | 13.89% 5 |
| TOTAL | 36 |

Q15 Which area option do you feel would provide the best outcome for the area?



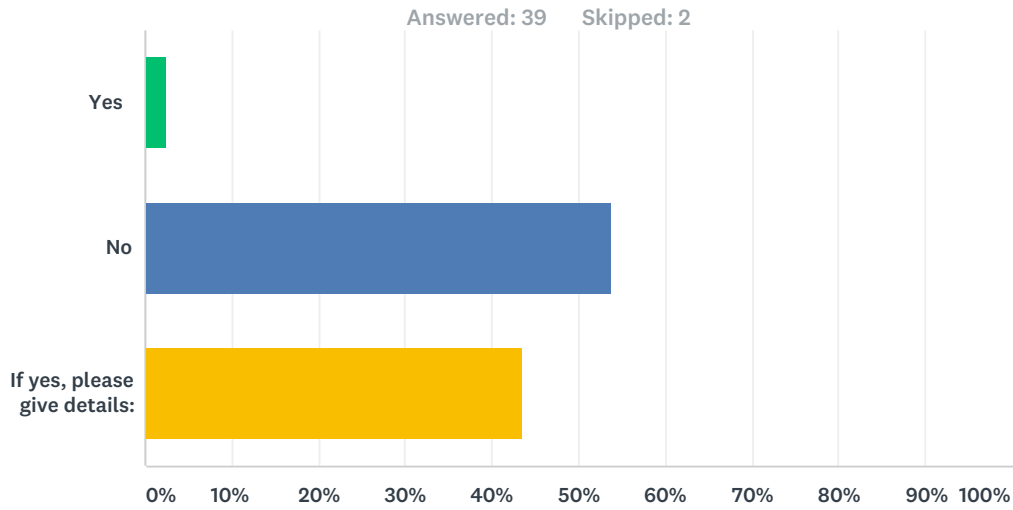
| Answer Choices | Responses | |
|---|-----------|-----------|
| Option 1 (Royal Estate only) | 15.38% | 6 |
| Option 2 (Royal Estate and surrounding streets) | 58.97% | 23 |
| Don't know | 10.26% | 4 |
| Other, please specify | 15.38% | 6 |
| TOTAL | | 39 |

Q16 Do you agree with the Council's proposal to introduce Selective Licensing in Edlington, as detailed in the consultation document?



| Answer Choices | Responses |
|----------------|-----------|
| Yes | 70.73% 29 |
| No | 26.83% 11 |
| Don't know | 2.44% 1 |
| TOTAL | 41 |

Q17 Would you like to see any amendments to the conditions proposed in the consultation document?

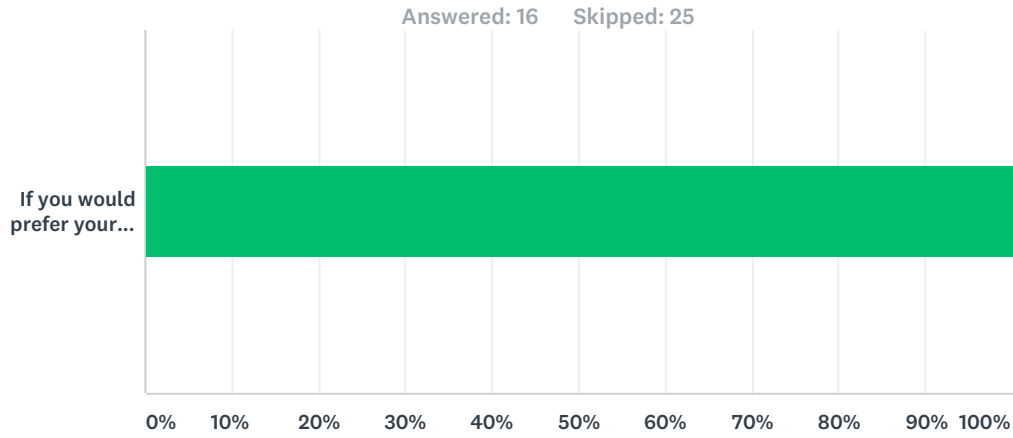


| Answer Choices | Responses |
|------------------------------|-----------|
| Yes | 2.56% 1 |
| No | 53.85% 21 |
| If yes, please give details: | 43.59% 17 |
| TOTAL | 39 |

Q18 If you have any further comments regarding the scheme please give details below:

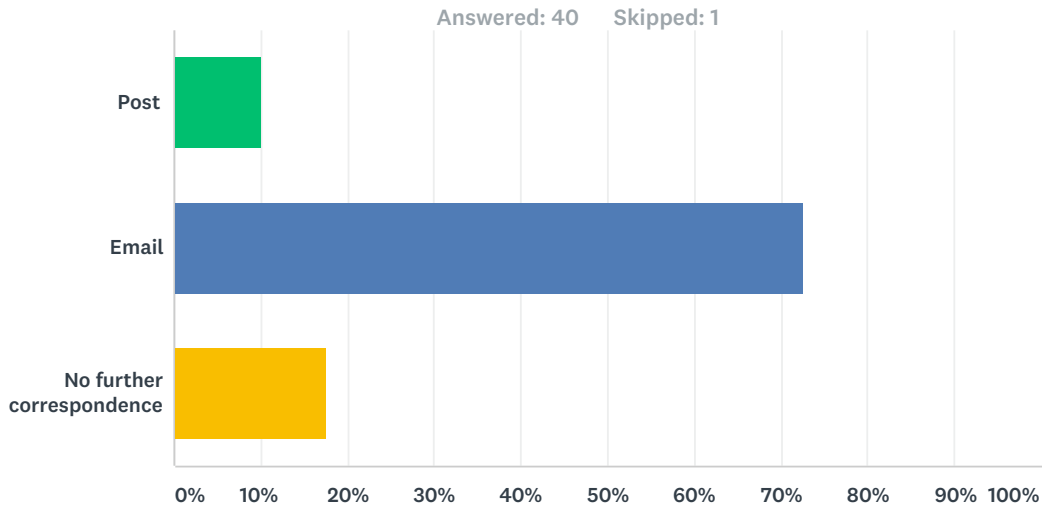
Answered: 21 Skipped: 20

Q19 Your comments may be used for future publicity.



| Answer Choices | Responses | |
|--|-----------|-----------|
| If you would prefer your comments not to be used in this way, please tick this box | 100.00% | 16 |
| TOTAL | | 16 |

Q20 For further correspondence and in terms of providing feedback how would you prefer to be contacted?



| Answer Choices | Responses | |
|---------------------------|-----------|-----------|
| Post | 10.00% | 4 |
| Email | 72.50% | 29 |
| No further correspondence | 17.50% | 7 |
| TOTAL | | 40 |